


Data sheet

SM 152 (152-6PH50)


Technical data

Order no.	152-6PH50
Type	SM 152
General information	
Note	-
Features	PROFIBUS-DP slave 16 relay outputs
Technical data power supply	
Power supply (rated value)	DC 24 V
Power supply (permitted range)	DC 20.4...28.8 V
Reverse polarity protection	
Current consumption (no-load operation)	-
Current consumption (rated value)	200 mA
Technical data digital outputs	
Number of outputs	16
Cable length, shielded	1000 m
Cable length, unshielded	600 m
Rated load voltage	DC 30 V/ AC 230 V
Reverse polarity protection of rated load voltage	-
Current consumption from load voltage L+ (without load)	-
Total current per group, horizontal configuration, 40°C	8 A
Total current per group, horizontal configuration, 60°C	8 A
Total current per group, vertical configuration	8 A
Output voltage signal "1" at min. current	-
Output voltage signal "1" at max. current	-
Output current at signal "1", rated value	5 A
Output delay of "0" to "1"	-
Output delay of "1" to "0"	-
Minimum load current	-
Lamp load	-
Parallel switching of outputs for redundant control of a load	-
Parallel switching of outputs for increased power	-
Actuation of digital input	-
Switching frequency with resistive load	max. 100 Hz
Switching frequency with inductive load	-
Switching frequency on lamp load	-
Internal limitation of inductive shut-off voltage	-
Short-circuit protection of output	-
Trigger level	-
Number of operating cycle of relay outputs	-
Switching capacity of contacts	-
Output data size	2 Byte

Status information, alarms, diagnostics

Status display	green LED per channel
Interrupts	no
Process alarm	no
Diagnostic interrupt	no
Diagnostic functions	no
Diagnostics information read-out	none
Supply voltage display	yes
Group error display	red SF LED
Channel error display	none


Isolation

Between channels	-
Between channels of groups to	8
Between channels and backplane bus	
Between channels and power supply	-
Max. potential difference between circuits	-
Max. potential difference between inputs (Ucm)	-
Max. potential difference between Mana and Mintern (Uiso)	-
Max. potential difference between inputs and Mana (Ucm)	-
Max. potential difference between inputs and Mintern (Uiso)	-
Max. potential difference between Mintern and outputs	-
Insulation tested with	DC 500 V

Hardware configuration

Racks, max.	-
Modules per rack, max.	-
Number of digital modules, max.	-
Number of analog modules, max.	-

Communication

Fieldbus	PROFIBUS-DP to EN 50170
Type of interface	RS485
Connector	Sub-D, 9-pin, female
Topology	Linear bus with bus termination at both ends
Electrically isolated	
Number of participants, max.	125
Node addresses	1 - 99
Transmission speed, min.	9.6 kbit/s
Transmission speed, max.	12 Mbit/s
Address range inputs, max.	0 Byte
Address range outputs, max.	2 Byte
Number of TxPDOs, max.	-
Number of RxPDOs, max.	-

Datasizes

Input bytes	0
Output bytes	2
Parameter bytes	7 + 5

Diagnostic bytes 13

Housing

Material	PPE / PA 6.6
Mounting	Profile rail 35 mm

Mechanical data

Dimensions (WxHxD)	152.4 mm x 76 mm x 48 mm
Weight	310 g

Environmental conditions

Operating temperature	0 °C to 60 °C
Storage temperature	-25 °C to 70 °C

Certifications

UL508 certification	yes
---------------------	-----